



COLABORACIÓN,
LIDERAZGO,
ABOGACÍA,
SERVICIO Y
EDUCACIÓN (CLASE)

FEBRUARY SURVEY 2021

INLAND EMPIRE DEVELOPMENTAL DISABILITY COMMUNITY



The Colaboración, Liderazgo, Abogacía, Servicio y Educación (CLASE) Community of Practice consists of Latino leaders serving the Intellectual and Developmentally Disabled Community in Riverside and San Bernardino Counties. This survey was distributed electronically from Feb 1- Feb 10, 2021 to our community to identify the current needs.



COLABORACIÓN,
LIDERAZGO,
ABOGACÍA,
SERVICIO Y
EDUCACIÓN (CLASE)

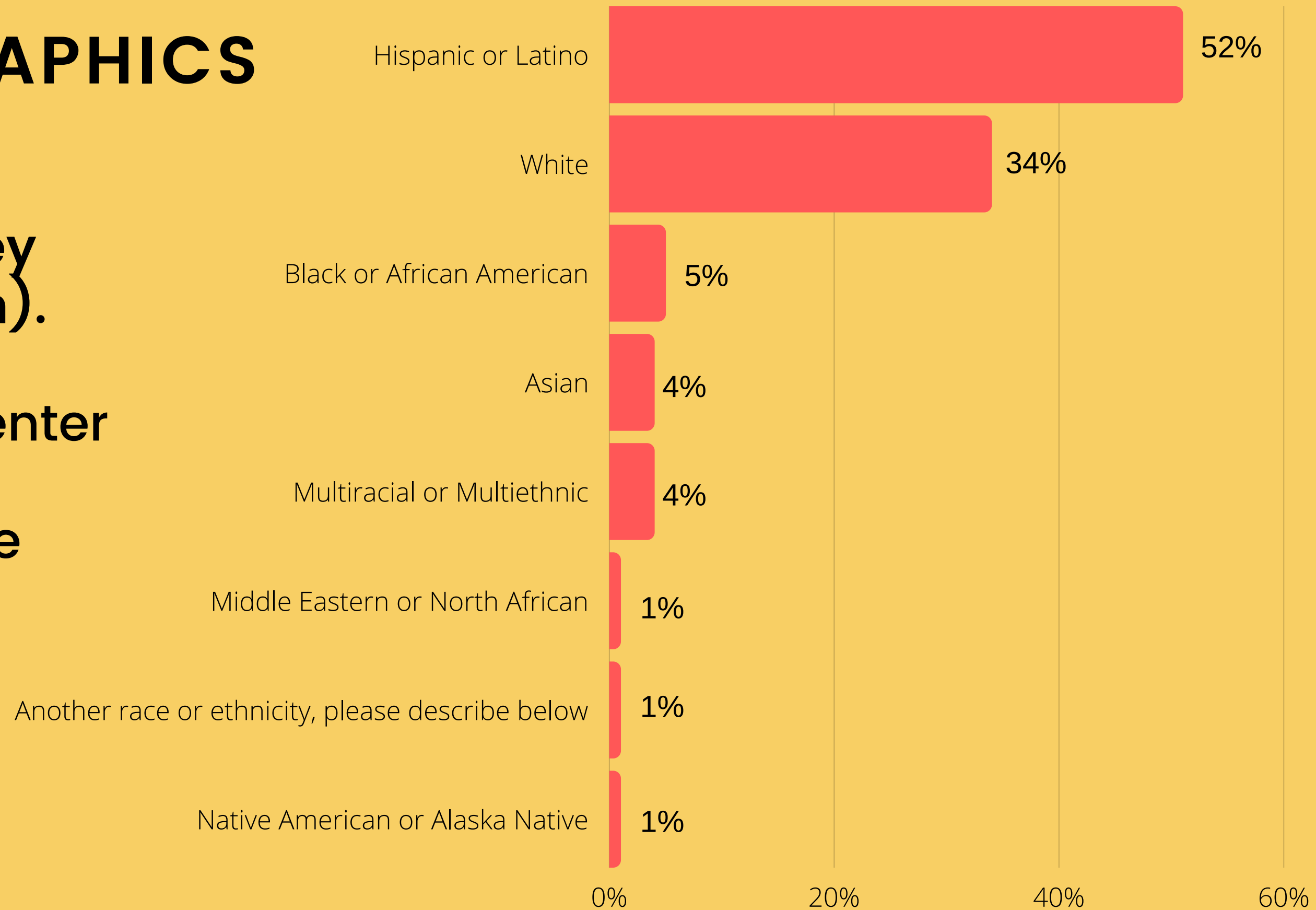
2020/2021 CLASE MEMBERS

- Angeles con Futuro
- Ángeles Especiales Parent Support Group
- Autism Society Inland Empire
- Broad Spectrum, Broader Minds
- Capacidades diferentes
- Coachella Valley Special Needs Parents Community
- EPU
- ESFRN
- Fiesta
- Educativa High Desert
- G.A.N.A.S
- Inland Empire Latino Coalition
- Inland Regional Center
- NESPE pod la Inclusion
- Padres Empoderados
- San Bernardino CAC
- San Bernardino USD
- San Bernardino ELARC
- Somos Una Voz
- TASK
- UCPIE
- Independent Leaders

SURVEY DEMOGRAPHICS

A total of 763 people participated in the survey (119 Spanish, 644 English).

- **88% were Regional Center clients**
- **16% participated in the Spanish survey**



COLABORACIÓN,
LIDERAZGO,
ABOGACÍA,
SERVICIO Y
EDUCACIÓN (CLASE)

645 ENGLISH, 117 SPANISH-SPEAKING SURVEY PARTICIPANTS

CLASE FEB 2021 SURVEY



COLABORACIÓN,
LIDERAZGO,
ABOGACÍA,
SERVICIO Y
EDUCACIÓN (CLASE)

CURRENT BEHAVIORAL HEALTH NEEDS OF INDIVIDUALS WITH I/DD AS OF FEB 2021

Need Help with Behaviors

25% English Speaking Families
35% Spanish speaking families

Need Help with Anxiety

24% English Speaking Families
39% Spanish speaking families

Need Help with Depression

24% English Speaking Families
39% Spanish speaking families

Protective Equipment

25% English Speaking Families
55% Spanish speaking families

Food

13% English Speaking Families
24% Spanish speaking families

None

24% English Speaking Families
12% Spanish speaking families

CURRENT NEEDS OF INDIVIDUALS WITH I/DD AS OF FEB 2021

Needs in the I/DD Community




SPANISH ENGLISH



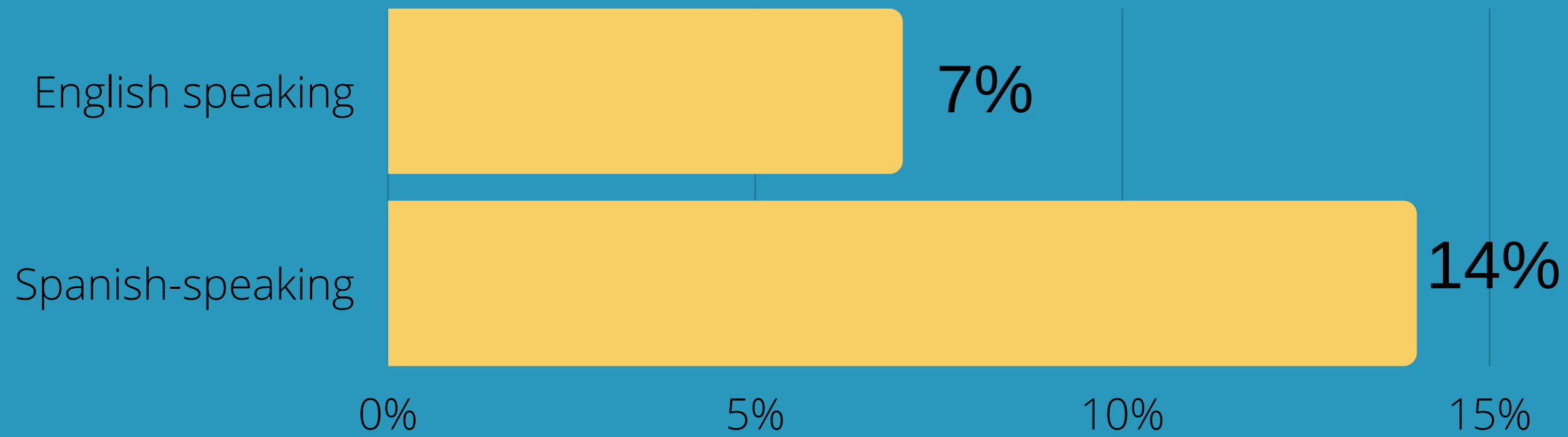
CLASE FEB 2021 SURVEY

645 ENGLISH, 115 SPANISH-SPEAKING SURVEY PARTICIPANTS

COVID IN OUR COMMUNITY

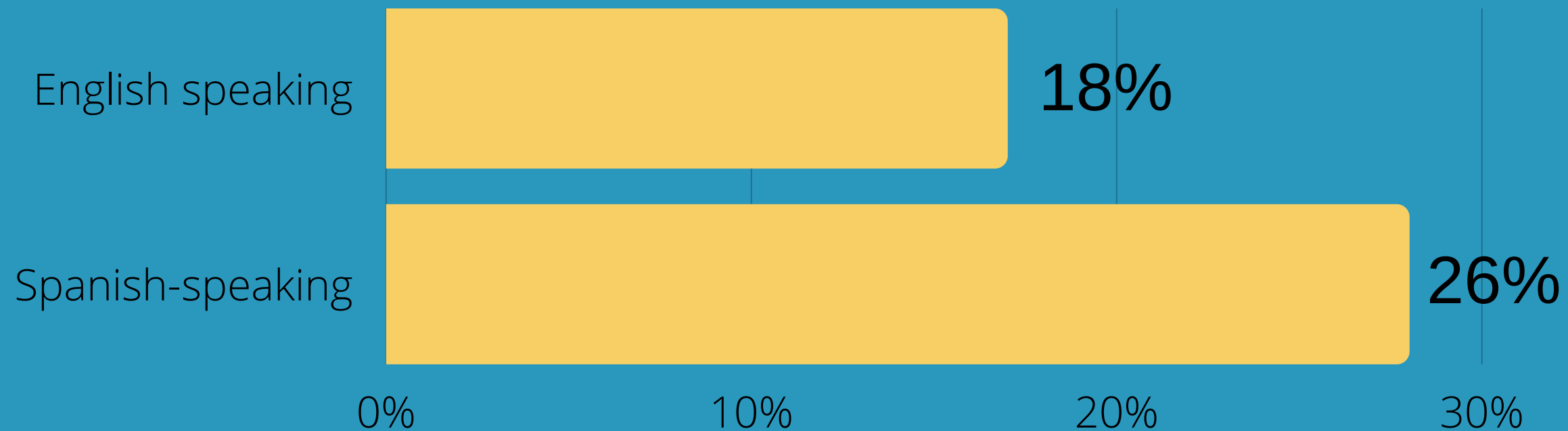


The person with I/DD had COVID



The survey showed a disparity between the English and Spanish-speaking community in contracting COVID.

Someone in the household has had COVID



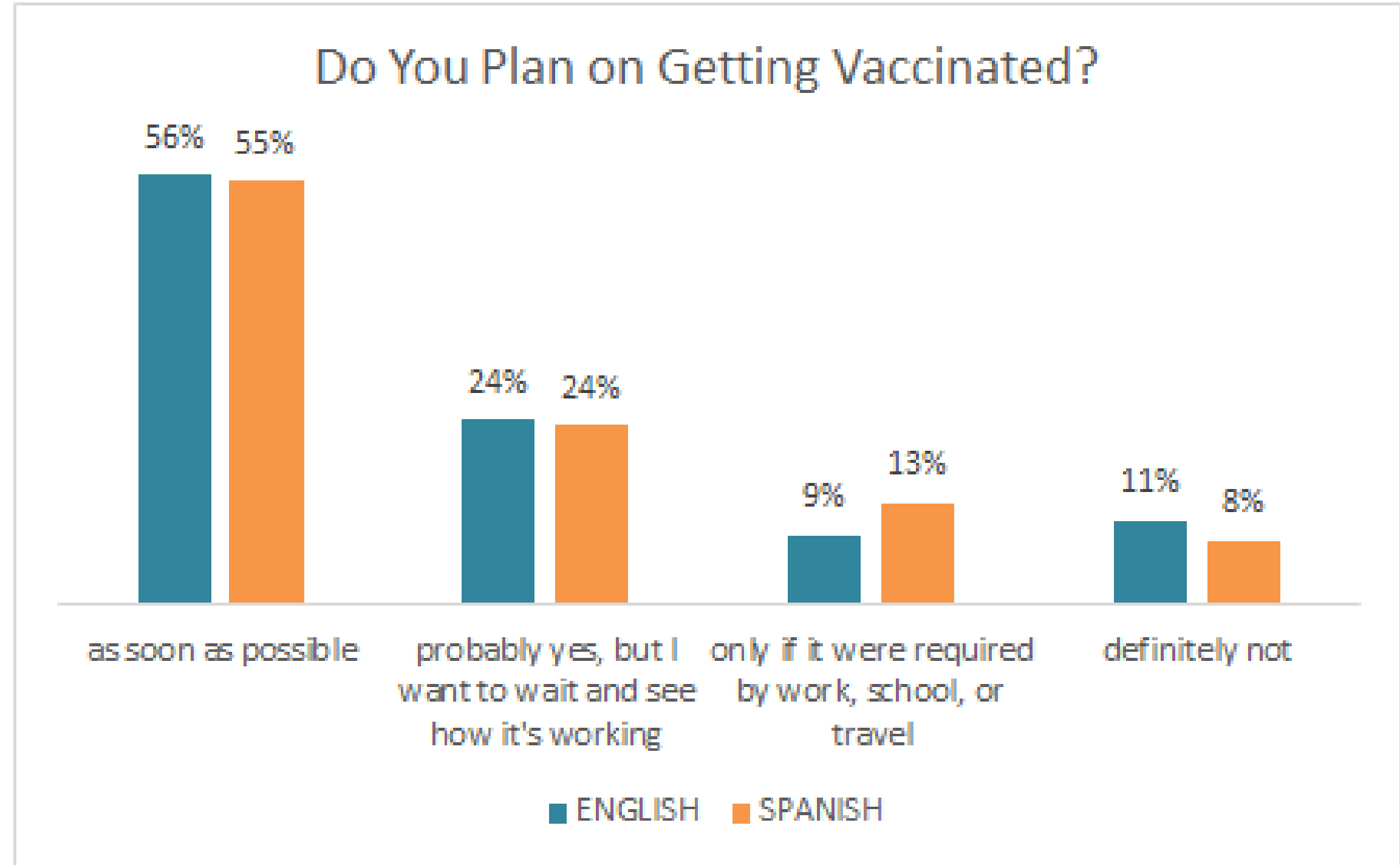
CLASE FEB 2021 SURVEY

VACCINES

Both Spanish-speaking and English-speaking families indicated 55% wanted to take the vaccine as soon as possible.



COLABORACIÓN,
LIDERAZGO,
ABOGACÍA,
SERVICIO Y
EDUCACIÓN (CLASE)



649 ENGLISH, 119 SPANISH-SPEAKING SURVEY PARTICIPANTS

CLASE FEB 2021 SURVEY

CITIES FOR HIGHER DEMAND FOR VACCINE CLINICS – RIVERSIDE COUNTY

- Indio – 92201, 92203
- Palm Desert – 92211, 92260
- Cathedral City – 92234
- Coachella – 92336
- Yucca Valley – 92284
- Jurupa Valley – 92509
- Riverside – 92503
- Corona – 92882, 92881, 92883, 92880, 92879
- Norco – 92860
- Murrieta – 92562, 92563
- Moreno Valley – 92557



COLABORACIÓN,
LIDERAZGO,
ABOGACÍA,
SERVICIO Y
EDUCACIÓN (CLASE)

CITIES FOR HIGHER DEMAND FOR VACCINE CLINICS – SAN BERNARDINO COUNTY

- Fontana – 92335, 92336, 92337
- Jurupa Valley – 92509
- Ontario – 91762
- Rancho Cucamonga – 91730
- Chino Hills – 91709
- Upland – 91786
- Highland – 92346
- Redlands – 92373



COLABORACIÓN,
LIDERAZGO,
ABOGACÍA,
SERVICIO Y
EDUCACIÓN (CLASE)

CLASE FEB 2021 SURVEY

SCHOOL ISSUES

Rating the educational benefit your child is receiving. 1 is extremely poor, 10 is excellent:

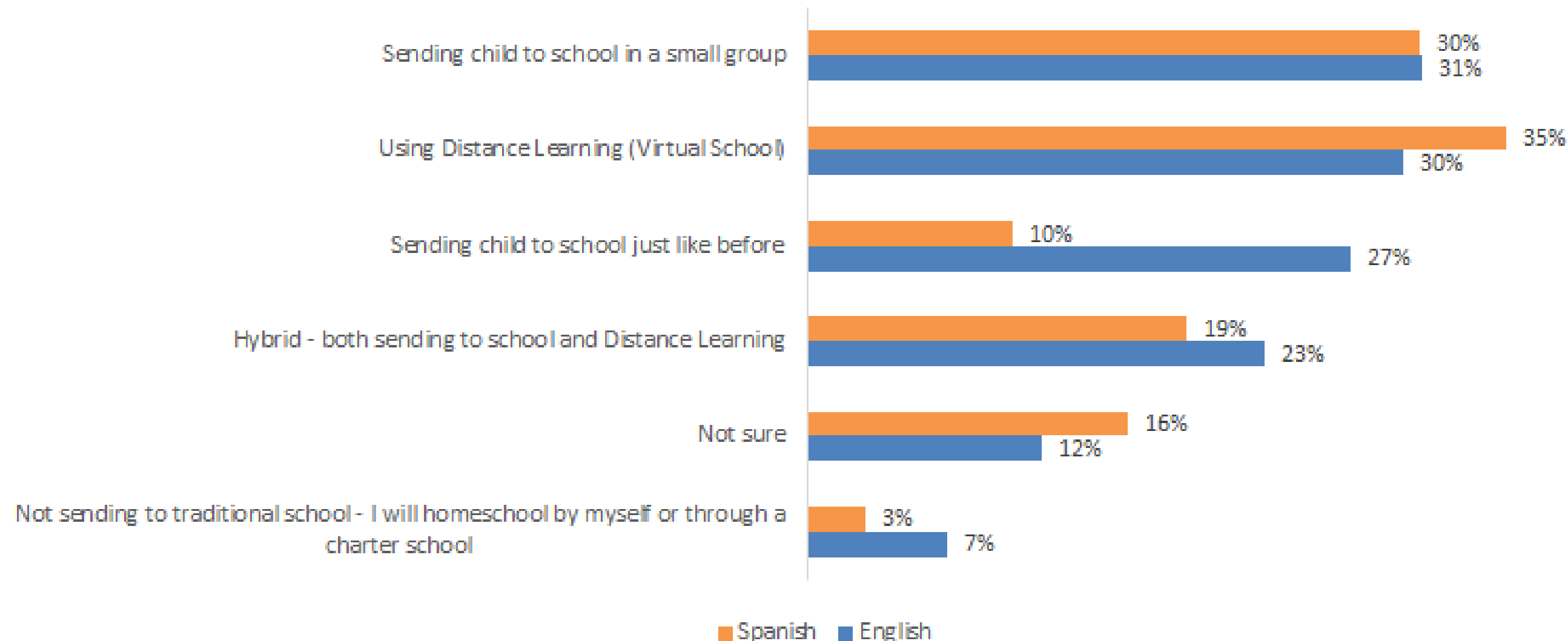
Sept 2020

4.2

Feb 2021

4.6

What Is Your Preferred Model of Education for the Remainder of the School Year



392 ENGLISH, 69 SPANISH-SPEAKING SURVEY PARTICIPANTS

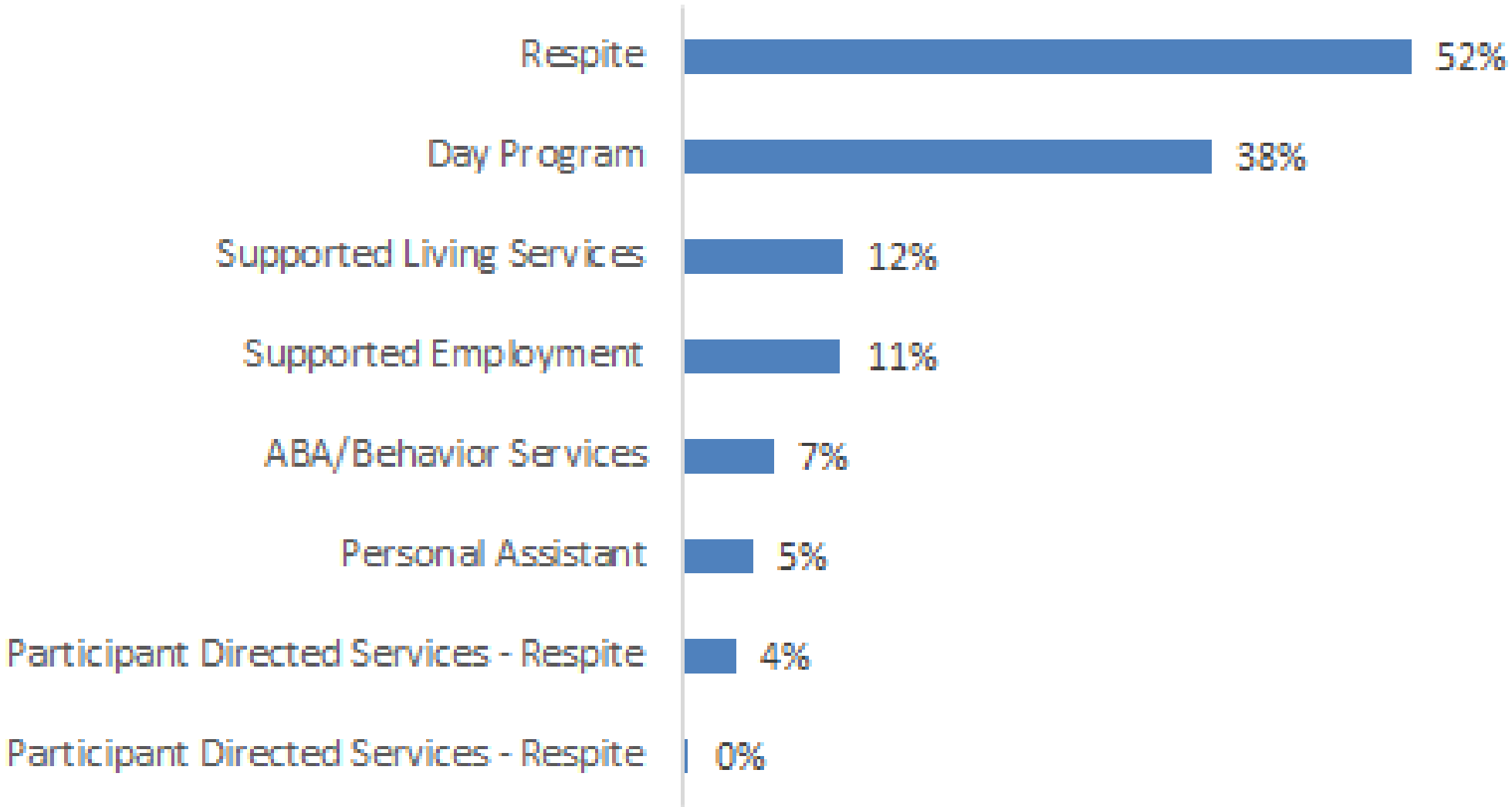


COLABORACIÓN,
LIDERAZGO,
ABOGACÍA,
SERVICIO Y
EDUCACIÓN (CLASE)

CLASE FEB 2021 SURVEY

REGIONAL CENTER SERVICES

Regional Center Services Currently Used



208 SURVEY RESPONDENTS

CLASE FEB 2021 SURVEY



COLABORACIÓN,
LIDERAZGO,
ABOGACÍA,
SERVICIO Y
EDUCACIÓN (CLASE)

Families of children rated Regional Center services they were receiving as 7.2 in Feb 2021.

Families of children rated Regional Center services they were receiving as 7.8 in April 2020.

603 SURVEY RESPONDENTS



More families want to continue online services (37%) than return to in-person services (31%).

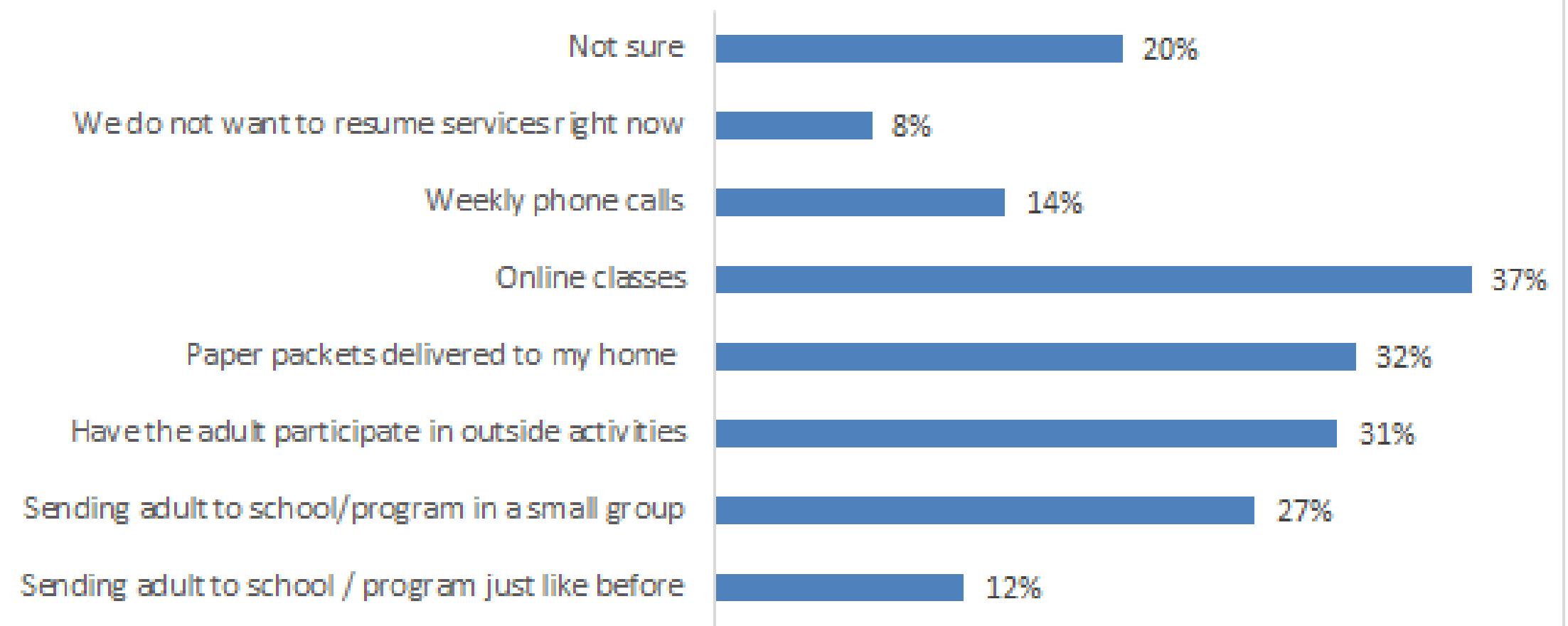


REGIONAL CENTER ADULT SERVICES



COLABORACIÓN,
LIDERAZGO,
ABOGACÍA,
SERVICIO Y
EDUCACIÓN (CLASE)

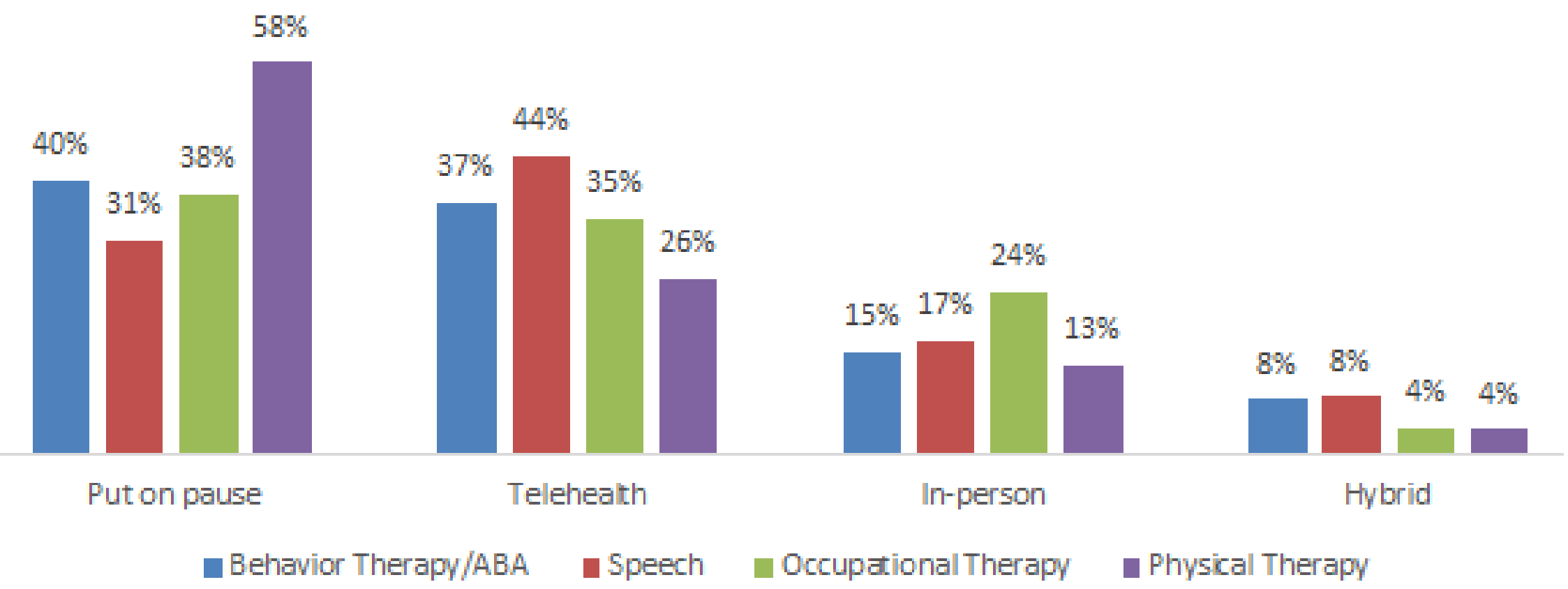
What Model of Day Services Do You Want Right Now?



243 SURVEY PARTICIPANTS

MEDICAL THERAPIES

Status of Medical Therapy



189 BEHAVIOR THERAPY; 242 SPEECH; 194 OCCUPATIONAL THERAPY; 85 PHYSICAL THERAPY SURVEY PARTICIPANTS

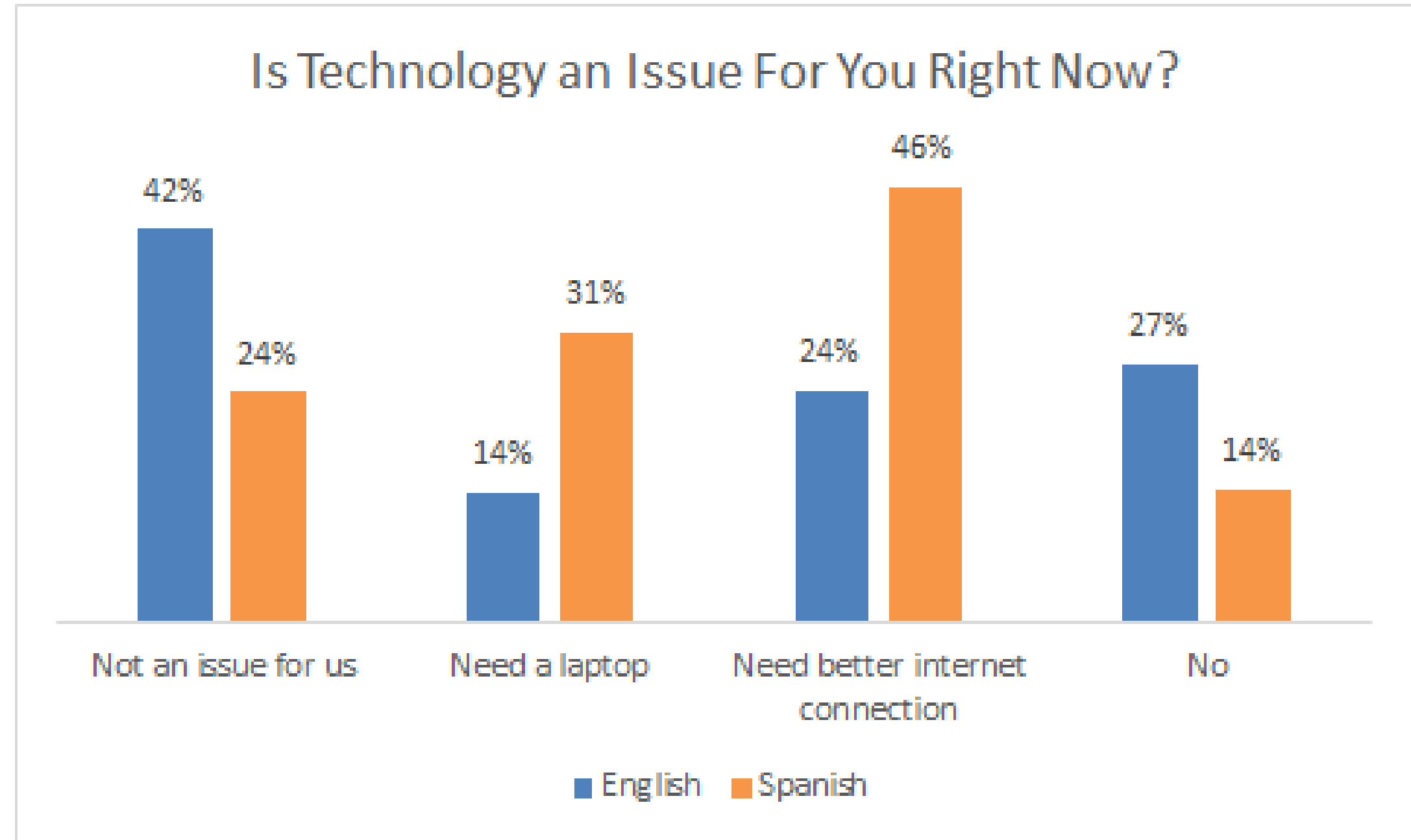


30-60% of families have put medical services on pause.



CLASE FEB 2021 SURVEY

TECHNOLOGY



380 ENGLISH, 78 SPANISH-SPEAKING SURVEY PARTICIPANTS



COLABORACIÓN,
LIDERAZGO,
ABOGACÍA,
SERVICIO Y
EDUCACIÓN (CLASE)

CLASE FEB 2021 SURVEY